



Van der Graaf
Power Transmission Equipment



TM215-30

Drummotor

Product information

www.vandergraafpte.nl

Selection table TM215-30

TYPE	Power (kW)	Beltspeed at 50 Hz (m/s) Beltpull (N)										Min. L (mm) Design A / B		Full load curr. at 400 V/50 Hz (A)	Weight L=500 (kg)
		5,30 395	4,50 465	3,70 565	3,40 615	2,80 745	2,30 910								
230	2,20	5,30 395	4,50 465	3,70 565	3,40 615	2,80 745	2,30 910					400	450	4,6	48
230 Z		1,90 1100	1,70 1230	1,60 1305	1,50 1395	1,40 1495									
230 ZV		1,20 1740													
220	1,50	5,30 270	4,50 315	3,70 385	3,40 420	2,80 510	2,30 620					350	400	3,1	47
220 Z		1,90 750	1,70 840	1,60 890	1,50 950	1,40 1020	1,20 1190	1,10 1295							
420	1,50	3,30 430	2,40 595	2,10 680								400	450	3,5	48
420 Z		1,10 1295	1,00 1425												
420 ZV		0,90 1585	0,85 1675	0,80 1780											
415	1,10	2,70 385	2,30 455	1,90 550	1,70 615	1,40 745	1,20 870					350	400	2,7	47
415 Z		0,90 1160	0,85 1230	0,80 1305	0,75 1395										
415 ZV		0,65 1610	0,60 1740	0,55 1900											
410	0,75	2,70 265	2,30 310	1,90 375	1,70 420	1,40 510	1,20 595	1,00 715	0,90 790			350	400	1,9	46
410 Z		0,85 840	0,80 890	0,75 950	0,65 1095	0,60 1190	0,55 1295								
410 ZV		0,45 1585													
475	0,55	2,70 195	2,30 225	1,90 275	1,70 305	1,40 375	1,20 435	1,00 525	0,90 580	0,70 745		350	400	1,6	45
475 Z		0,85 615	0,80 655	0,75 695	0,65 805	0,60 870	0,55 950	0,45 1160	0,40 1305						
605	0,37	1,80 195	1,50 235	1,25 280	1,20 295	0,90 390	0,75 470	0,65 540	0,60 585			350	400	1,4	46
605 Z		0,45 780	0,40 880	0,38 925	0,36 975	0,30 1170	0,27 1300								
634	0,25	1,80 130	1,50 160	1,25 190	1,20 200	0,90 265	0,75 315	0,65 365	0,60 395	0,45 530	0,40 595	350	400	0,9	45
634 Z		0,38 625	0,36 660	0,30 790	0,27 880										

Available standard facewidth's: 350 - 400 - 425 - 450 - 500 - 550 - 600 - 650 - 700 - 750 - 800 - 850 - 900 - 950 - 1000 mm.






Minimum facewidth can deviate, see cable exit options.

The total weight of a drummotor grows approx. 5 kg per 100 mm.

When an electro-mechanical brake is fitted, the minimum facewidth is increased by 100 mm.

Available torque Nm: (Beltpull N x Drumdiameter m) / 2

Options

	Specification	Standard	Optional
 CONSTRUCTION	Shafts and bolts	Mild steel	Stainless steel
	Endflanges	Cast iron	Stainless steel
	Shell	Mild steel	Stainless steel
	Junctionbox	Cast iron	Stainless steel or polyamide
	Cable		Shielded or non-shielded
	Sealing mild steel	RB	RBS, HD-1
	Sealing stainless steel	CR	FS, HD-1, HD-2
 SHELL	Crowned	•	
	Cylindrical		•
	Balanced		•
	Lagging, cold vulcanised		•
	Lagging, hot vulcanised		•
	Lagging, FDA approved		•
	Profiled for modular belts		•
	Sprockets		•
 ELECTRO MOTOR	Three-phase asynchronous	•	
	Power supply	230/400 V - 50 Hz	Other voltages and frequencies on request
	Two speed (Dahlander)		•
	Insulation class	F	•
	Thermal protection		Bi-metal or thermistor
	Run by frequency inverter	•	
 OTHER OPTIONS	Food grade oil		•
	Backstop, mechanical		•
	Brake, electro mechanical		•
	Inclined or vertical position		•
	Other facewidth's		•
	Special shaft designs		•
	Special shaft dimensions		•
	Sensorbearing in tail drum		•
 CERTIFICATES	CE	•	
	UL		•
	CSA		•
	ATEX zone 22, dust		•
	IP69K		•

Our drummotors, an overview

Drummotor type	Drum diameter (mm)	Shaft diameter (mm)	Power (kW)	Speed (m/s)	Max. Beltpull (N)
TM80B20	80	20	0,07 - 0,12	0,11 - 1,15	598
TM100B25	100	25	0,08 - 0,37	0,007 - 3,60	1300
TM113B25	113	25	0,12 - 0,55	0,008 - 4,40	1150
TM127-25	127	25	0,25 - 1,10	0,016 - 2,60	4100
TM138-25	138	25	0,25 - 1,10	0,017 - 2,80	3800
TM160-25	160	25	0,25 - 0,75	0,31 - 3,30	1135
TM160-30	160	30	0,25 - 2,20	0,11 - 4,00	3000
TM215-30	215	30	0,25 - 2,20	0,27 - 5,30	1900
TM215-40	215	40	0,75 - 5,5	0,17 - 4,70	5115
TM215B50	215	50	1,5 - 7,0	0,18 - 0,62	11500
TM273-40	273	40	0,75 - 5,50	0,21 - 5,00	4355
TM315-40	315	40	0,75 - 5,50	0,40 - 5,20	4020
TM315-50	315	50	2,2 - 11,0	0,34 - 4,40	7125
TM315-60	315	60	3,0 - 11,0	0,22 - 1,40	12790
TM400-50	400	50	2,2 - 11,0	0,40 - 4,80	5700
TM400-60	400	60	3,0 - 22,0	0,45 - 4,20	10960
TM500-60	500	60	3,0 - 22,0	0,55 - 4,40	8905
TM500A75	500	75	15,0 - 30,0	1,00 - 3,20	14250
TM500A100	500	100	15,0 - 30,0	0,55 - 1,25	25300
TM620A75	620	75	15,0 - 30,0	1,25 - 3,90	11400
TM630A100	630	100	37,0 - 55,0	1,60 - 4,00	21970
TM800A100	800	100	37,0 - 55,0	2,00 - 5,10	17575
TM800A130	800	130	55,0 - 132,0	2,00 - 4,50	35625

Contact us

Van der Graaf B.V.
De Weijert 14
8325 EM Vollenhove
The Netherlands
Tel.: 0031 527 241 441
sales@vandergraafpte.nl

Representatives

Check our website for your regional representative
www.vandergraafpte.nl