



Van der Graaf
Power Transmission Equipment



TM215-40

Drummotor

Product information

www.vandergraafpte.nl

Selection table TM215-40

TYPE	Power (kW)	Beltspeed at 50 Hz (m/s) Beltpull (N)										Min. L (mm) Design A / B		Full load curr. at 400 V/50 Hz (A)	Weight L=500 (kg)	
		4,70 1110	3,90 1340	3,50 1495	2,80 1865	2,50 2090										
275	5,50	4,70 1110	3,90 1340	3,50 1495	2,80 1865	2,50 2090							500	550	11,0	79
275 ZV		2,00 2610	1,70 3075	1,50 3485	1,40 3730	1,30 4020	1,10 4750									
255	4,00	4,70 810	3,90 975	3,50 1085	2,80 1355	2,50 1520							500	550	7,9	76
255 Z		2,00 1900	1,70 2235													
255 ZV		1,50 2535	1,40 2715	1,30 2925	1,10 3455	1,00 3800	0,90 4220									
255 ST3-ZV		0,80 4650														
440	3,00	2,90 985	2,40 1190	2,00 1425	1,80 1585	1,40 2035	1,25 2280						500	550	6,6	76
440 ZV		1,00 2850	0,85 3355	0,75 3800	0,70 4070	0,65 4385										
430	2,20	2,90 720	2,40 870	2,10 995	1,70 1230	1,40 1495	1,25 1670	1,00 2090	0,90 2320				425	500	4,7	73
430 ZV		0,85 2460	0,70 2985	0,65 3215	0,60 3485	0,55 3800	0,50 4180	0,45 4645								
430 ST3-ZV		0,40 5115														
420	1,50	2,90 490	2,40 595	2,10 680	1,70 840	1,40 1020	1,25 1140	1,00 1425	0,90 1585	0,80 1780	0,70 2035		425	500	3,6	71
420 ZV		0,60 2375	0,55 2590	0,50 2850	0,45 3165	0,40 3565										
420 ST3-ZV		0,35 3985	0,30 4650													
620	1,50	1,60 890	0,85 1675										500	550	3,7	76
620 ZV		0,36 3960	0,34 4190	0,31 4595	0,28 5090											
415	1,10	2,90 360	2,40 435	2,10 500	1,80 580	1,40 745	1,25 835	1,00 1045	0,90 1160	0,80 1305	0,70 1495		425	500	2,9	69
415 Z		0,60 1740	0,55 1900	0,50 2090	0,45 2320											
415 ZV		0,40 2615														
615 ZV	1,10	0,36 2905	0,34 3075	0,31 3370	0,28 3730	0,26 4020							425	500	2,9	73
615 ST3-ZV		0,23 4450	0,20 5115													
610	0,75	1,40 510	1,20 595	0,90 790	0,85 840	0,65 1095	0,60 1190	0,50 1425	0,45 1585				425	500	2,5	71
610 Z		0,40 1780	0,36 1980	0,34 2095	0,31 2300											
610 ZV		0,28 2545	0,26 2740													
610 ST3-ZV		0,23 3035	0,20 3490	0,18 3875	0,17 4105											

Available standard facewidth's: 425 - 450 - 500 - 550 - 600 - 650 - 700 - 750 - 800 - 850 - 900 - 950 - 1000 mm.

Minimum facewidth can deviate, see cable exit options.

The total weight of a drummotor grows approx. 5 kg per 100 mm.

When an electro-mechanical brake is fitted, the minimum facewidth is increased by 100 mm.

Available torque Nm: (Beltpull N x Drumdiameter m) / 2

Selection table TM215-40 Dahlander

TYPE	Power (kW)	Beltspeed at 50 Hz (m/s) Beltpull (N)										Min. L (mm) Design A / B		Full load curr. at 400 V/50 Hz (A)	Weight L=500 (kg)
		2,40/4,80 870/595	2,10/4,20 995/680	1,70/3,40 1230/840	1,40/2,80 1495/1020	1,25/2,50 1670/1140	1,00/2,00 2090/1425	0,90/1,80 2320/1585							
430/240	2,20/ 3,00											500	550	5,0/ 6,9	76
430/240 ZV		0,85/1,70 2460/1675	0,70/1,40 2985/2035	0,65/1,30 3215/2190	0,60/1,20 3485/2375	0,55/1,10 3800/2590	0,50/1,00 4180/2850	0,45/0,90 4645/3165							
430/240 ST3-ZV		0,40/0,80 5115/3490													
418/230	1,30/ 2,20	2,40/4,80 515/435	2,10/4,20 590/500	1,70/3,40 725/615	1,40/2,80 880/745	1,25/2,50 990/835	1,00/2,00 1235/1045	0,90/1,80 1370/1160	0,80/1,60 1545/1305	0,70/1,40 1765/1495	425	500	3,1/ 4,6	73	
418/230 Z		0,60/1,20 2060/1740	0,55/1,10 2245/1900												
418/230 ZV		0,50/1,00 2470/2090	0,45/0,90 2745/2320	0,40/0,80 3090/2615											
418/230 ST3-ZV		0,35/0,70 3455/2925	0,30/0,60 4030/3410	0,27/0,54 4480/3790	0,25/0,50 4835/4090							450			

Available standard facewidth's: 425 - 450 - 500 - 550 - 600 - 650 - 700 - 750 - 800 - 850 - 900 - 950 - 1000 mm.






Minimum facewidth can deviate, see cable exit options.

The total weight of a drummotor grows approx. 5 kg per 100 mm.

When an electro-mechanical brake is fitted, the minimum facewidth is increased by 100 mm.

Available torque Nm: (Beltpull N x Drumdiameter m) / 2

Options

	Specification	Standard	Optional
 <h2>CONSTRUCTION</h2>	Shafts and bolts	Mild steel	Stainless steel
	Endflanges	Cast iron	Stainless steel
	Shell	Mild steel	Stainless steel
	Junctionbox	Cast iron	Stainless steel or polyamide
	Cable		Shielded or non-shielded
	Sealing mild steel	RB	RBS, HD-1
	Sealing stainless steel	CR	FS, HD-1, HD-2
 <h2>SHELL</h2>	Crowned	•	
	Cylindrical		•
	Balanced		•
	Lagging, cold vulcanised		•
	Lagging, hot vulcanised		•
	Lagging, FDA approved		•
	Profiled for modular belts		•
Sprockets		•	
 <h2>ELECTRO MOTOR</h2>	Three-phase asynchronous	•	
	Power supply (P ≤ 3kW)	230/400 V - 50 Hz	Other voltages and frequencies on request
	Power supply (P > 3kW)	400/690 V - 50 Hz	Other voltages and frequencies on request
	Two speed (Dahlander)		•
	Twin drive (double power)		•
	Insulation class	F	•
	Thermal protection		Bi-metal or thermistor
Run by frequency inverter	•		
 <h2>OTHER OPTIONS</h2>	Food grade oil		•
	Backstop, mechanical		•
	Brake, electro mechanical		•
	Inclined or vertical position		•
	Other facewidth's		•
	Special shaft dimensions		•
	Encoder or sensorbearing in drum motor		•
Sensorbearing in tail drum		•	
 <h2>CERTIFICATES</h2>	CE	•	
	UL		•
	CSA		•
	ATEX zone 22, dust		•
	IP69K		•

Our drummotors, an overview

Drummotor type	Drum diameter (mm)	Shaft diameter (mm)	Power (kW)	Speed (m/s)	Max. Beltpull (N)
TM80B20	80	20	0,07 - 0,12	0,11 - 1,15	598
TM100B25	100	25	0,08 - 0,37	0,007 - 3,60	1300
TM113B25	113	25	0,12 - 0,55	0,008 - 4,40	1150
TM127-25	127	25	0,25 - 1,10	0,016 - 2,60	4100
TM138-25	138	25	0,25 - 1,10	0,017 - 2,80	3800
TM160-25	160	25	0,25 - 0,75	0,31 - 3,30	1135
TM160-30	160	30	0,25 - 2,20	0,11 - 4,00	3000
TM215-30	215	30	0,25 - 2,20	0,27 - 5,30	1900
TM215-40	215	40	0,75 - 5,5	0,17 - 4,70	5115
TM215B50	215	50	1,5 - 7,0	0,18 - 0,62	11500
TM273-40	273	40	0,75 - 5,50	0,21 - 5,00	4355
TM315-40	315	40	0,75 - 5,50	0,40 - 5,20	4020
TM315-50	315	50	2,2 - 11,0	0,34 - 4,40	7125
TM315-60	315	60	3,0 - 11,0	0,22 - 1,40	12790
TM400-50	400	50	2,2 - 11,0	0,40 - 4,80	5700
TM400-60	400	60	3,0 - 22,0	0,45 - 4,20	10960
TM500-60	500	60	3,0 - 22,0	0,55 - 4,40	8905
TM500A75	500	75	15,0 - 30,0	1,00 - 3,20	14250
TM500A100	500	100	15,0 - 30,0	0,55 - 1,25	25300
TM620A75	620	75	15,0 - 30,0	1,25 - 3,90	11400
TM630A100	630	100	37,0 - 55,0	1,60 - 4,00	21970
TM800A100	800	100	37,0 - 55,0	2,00 - 5,10	17575
TM800A130	800	130	55,0 - 132,0	2,00 - 4,50	35625

Contact us

Van der Graaf B.V.
De Weijert 14
8325 EM Vollenhove
The Netherlands
Tel.: 0031 527 241 441
sales@vandergraafpte.nl

Representatives

Check our website for your regional representative
www.vandergraafpte.nl